

2Q 2023 – Presentation

13 July 2023

Highlights 2Q 2023

Bonheur ASA Group of companies

Figures in paranthesis (2Q22)




Renewable Energy

- EBITDA NOK 277 mill. (NOK 502 mill.)
- High power prices, but lower than last year and the previous quarter
- Generation 32% lower than P50 forecast and 26% lower than 2Q 22
- Codling Wind Park was awarded a 20-year CfD for 1 300 MW capacity



Wind Service

- EBITDA NOK 320 mill. (NOK 106 mill.)
- Backlog of EUR 552 million
- The Tern vessels had 98,6% utilization
- GWS had a normal operational quarter



Cruise

- EBITDA NOK 132 mill. (NOK -42 mill.)
- Cruising with three ships
- Occupancy of 69% (58%)
- Net ticket income per passenger day of GBP 191 (GBP 189)
- Reduced bunker cost of GBP 5 mill vs. same quarter last year
- Improved demand for cruises in 2023 and 2024



Other Investments

- EBITDA NOK -3 mill. (NOK -4 mill.)
- EBITDA for NHST NOK 23 mill. (NOK 23 mill.)
- Fred. Olsen 1848, progressing several technologies and innovations within floating wind and floating solar in the quarter
- Fred. Olsen Investments, undertaken smaller investments within renewable energy related companies

Consolidated:

- Operating revenues were NOK 2 833 million (NOK 2 386 million)
- EBITDA was NOK 727 million (NOK 562 million)
- EBIT was NOK 458 million (NOK 334 million)
- Net result after tax was NOK 554 million (NOK 161 million)

Parent company:

- Equity ratio of 75.6% (71.8%)
- Cash in parent company NOK 2 342 million (NOK 1 317 million)

Consolidated summary

Bonheur ASA Group of companies

(NOK million)	2Q 2023	2Q 2022	Change
Revenues	2 833	2 386	448
Opex	2 191	1 824	366
High price levies	-84	0	-84
EBITDA	727	562	165
Depreciation	-268	-228	-41
EBIT	458	334	125
Net finance	93	-34	127
EBT	547	297	250
Tax Cost	8	-136	143
Net result	554	161	393
Shareholders of the parent company *)	439	-14	453
<i>Earnings per share (NOK)</i>	<i>10,3</i>	<i>-0,3</i>	<i>10,6</i>
<i>Net interest bearing debt (NIBD)</i>	<i>4 768</i>	<i>6 504</i>	<i>-1 736</i>

*) The non-controlling interests attributable to continuing operations consist of 43.28% of NHST Holding AS, 49% of Fred. Olsen Wind Limited (UK), 49% of Hvitsten II JV AS, 49% of Hvitsten II JV AB, 49% of Fred. Olsen CBH Limited (UK), 49% of Blue Tern Limited, 50% of United Wind Logistics GmbH and 7.84% of Global Wind Services A/S.

Segment analysis – Revenues

Bonheur ASA Group of companies

(NOK million)	2Q 2023	2Q 2022	Change
Renewable Energy	430	693	-263
Wind Service	1 264	846	418
Cruise	855	580	275
Other	284	267	17
Total Revenues	2 833	2 386	447
NOK / EUR (average)	11,66	10,02	16,3 %
NOK / GBP (average)	13,40	11,81	13,4 %
GBP / USD (average)	1,25	1,32	-5,3 %

Segment analysis – EBITDA

Bonheur ASA Group of companies

(NOK million)	2Q 2023	2Q 2022	Change
Renewable Energy	277	502	-225
Wind Service	320	106	214
Cruise	132	-42	174
Other	-3	-4	1
Total EBITDA	727	562	165

Group capitalization per 2Q 2023

- Group financial objectives targeted to secure long-term visibility and flexibility through business cycles
- Green financing framework in place for Bonheur and its subsidiaries

<i>(NOK million)</i>	Cash	External debt
100% owned entities:		
Renewable Energy	384	
Wind Service	831	951
Cruise	259	312
Bonheur ASA + Other	2 441	2 192
Sum 100% owned entities	3 914	3 455
Less than 100% but more than 50% owned entities (incl. associated holding companies):		
Renewable Energy	1 606	5 854
Wind Service	557	1 301
Sum less than 100% owned entities (incl. assoc. holding companies)	2 163	7 155

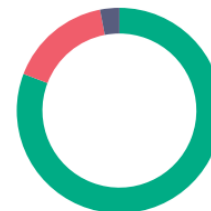


Status on sustainability reporting

- Separate meeting with Audit Committee in June 2023
- Sustainability high on the agenda in all operating subsidiaries
- The sustainability reports in subsidiaries have been reviewed in respective board meetings
- Key actions ongoing is the continuous improvement efforts to reduce emissions from vessels
- High EU taxonomy reporting is appreciated by external stakeholders
- EY will help us with a gap-analysis between our reporting and new requirements coming the next couple of years



Turnover



- 80% Eligible, aligned
- 16% Eligible, not aligned
- 3% Not eligible
- 0% In Progress

CapEx



- 92% Eligible, aligned
- 7% Eligible, not aligned
- 0% Not eligible
- 0% In Progress

OpEx



- 88% Eligible, aligned
- 9% Eligible, not aligned
- 3% Not eligible
- 0% In Progress



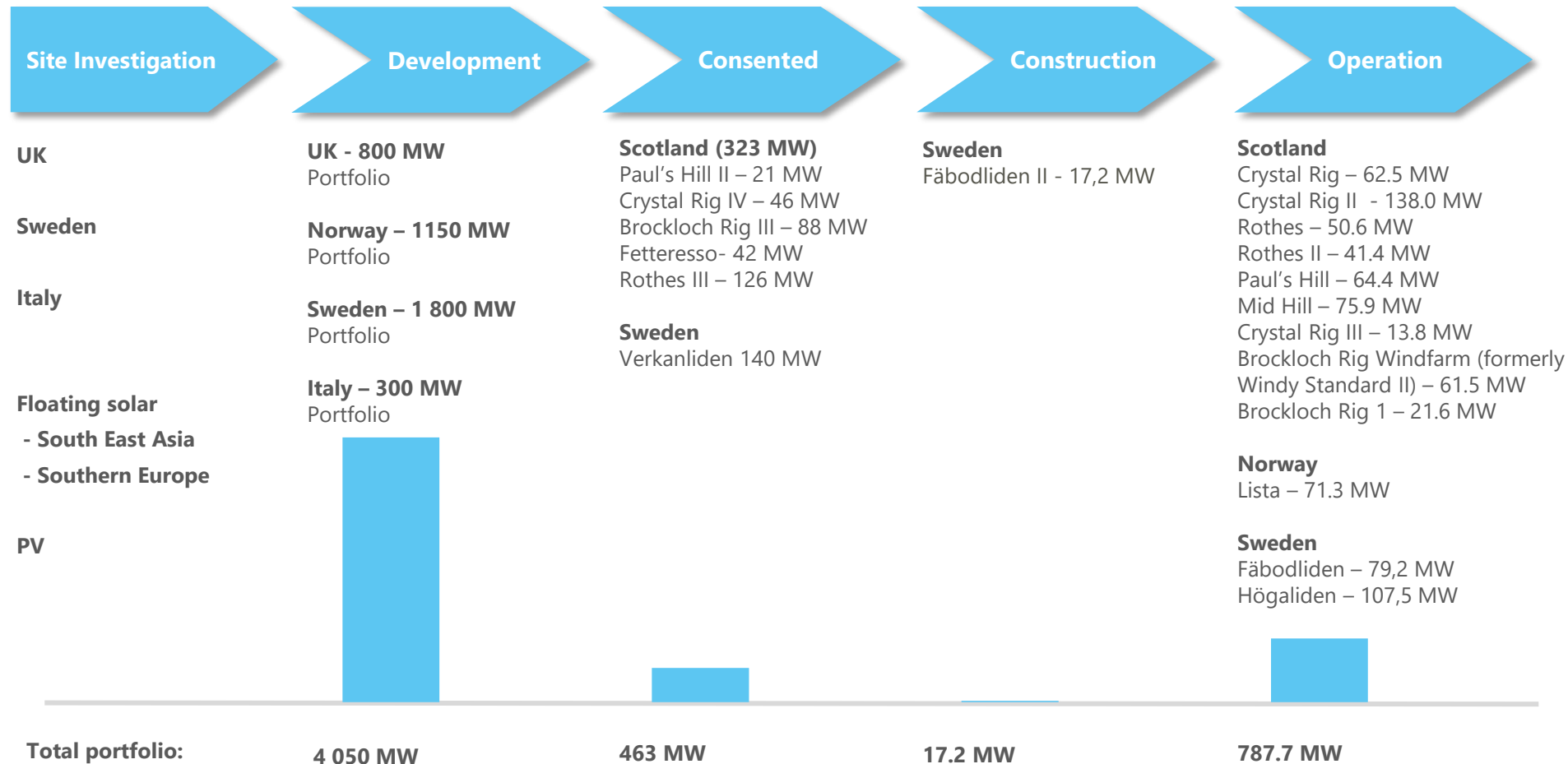
Renewable Energy

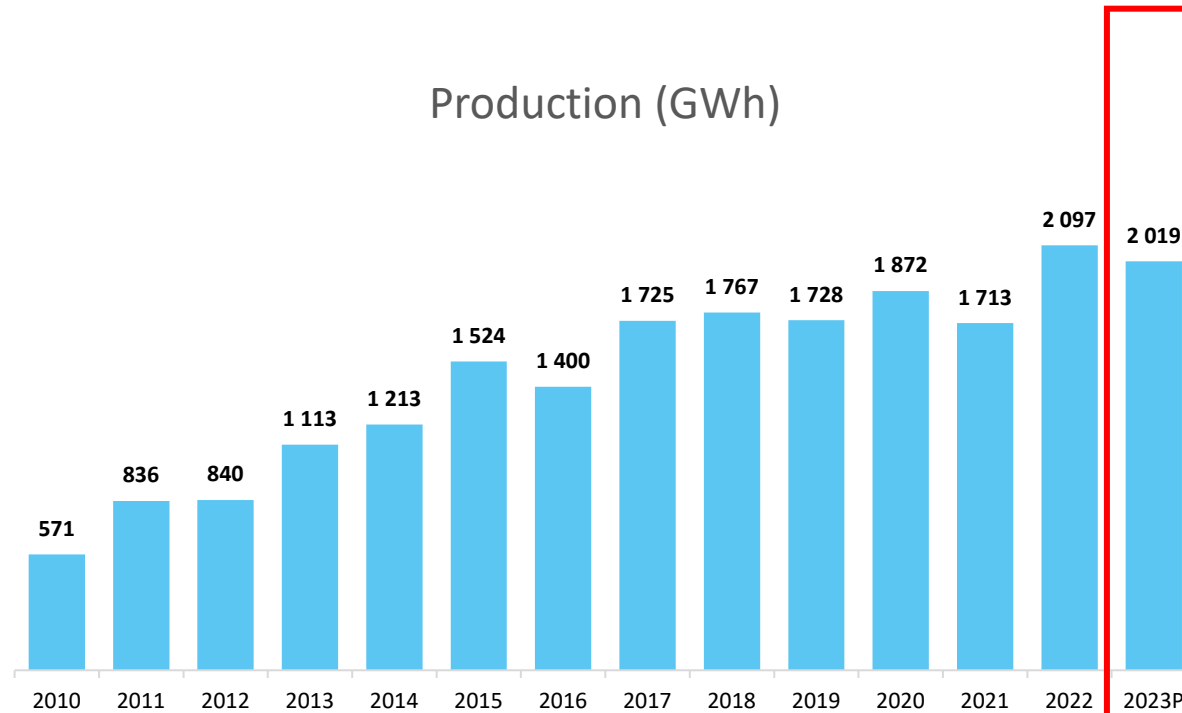


Bonheur Board July 2023

FORAS Q2-23

Business Model and Project Portfolio for onshore wind





Note: 2023 prognosis updated with Q1-Q2 production data

Scotland

Crystal Rig – 62.5 MW
Crystal Rig II - 138.0 MW
Rothes – 50.6 MW
Rothes II – 41.4 MW
Paul’s Hill – 64.4 MW
Mid Hill – 75.9 MW
Crystal Rig III – 13.8 MW
Brockloch Rig Windfarm (formerly Windy Standard II) – 61.5 MW
Brockloch Rig 1 – 21.6 MW

Norway

Lista – 71.3 MW

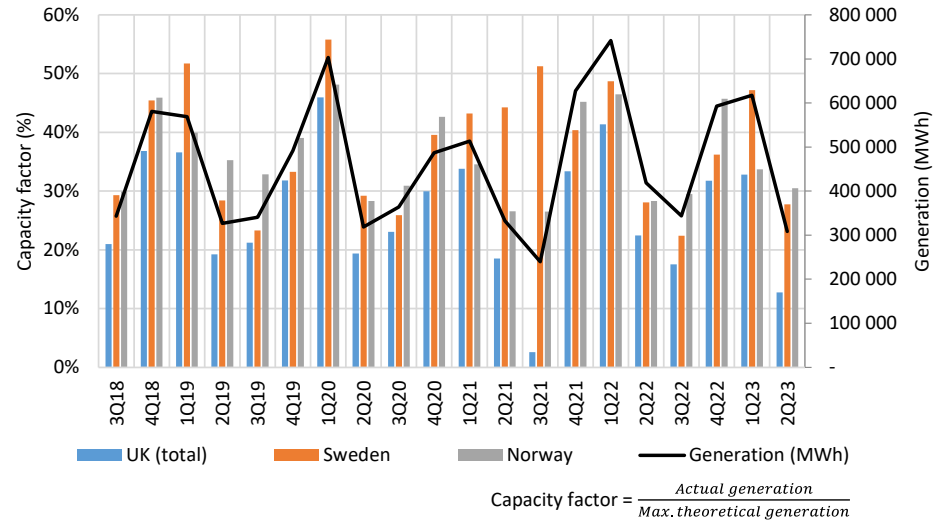
Sweden

Fäbodliden – 79,2 MW
Fäbodliden 2 – 17,2 MW (Q4-23)
Högaliden – 107,5 MW

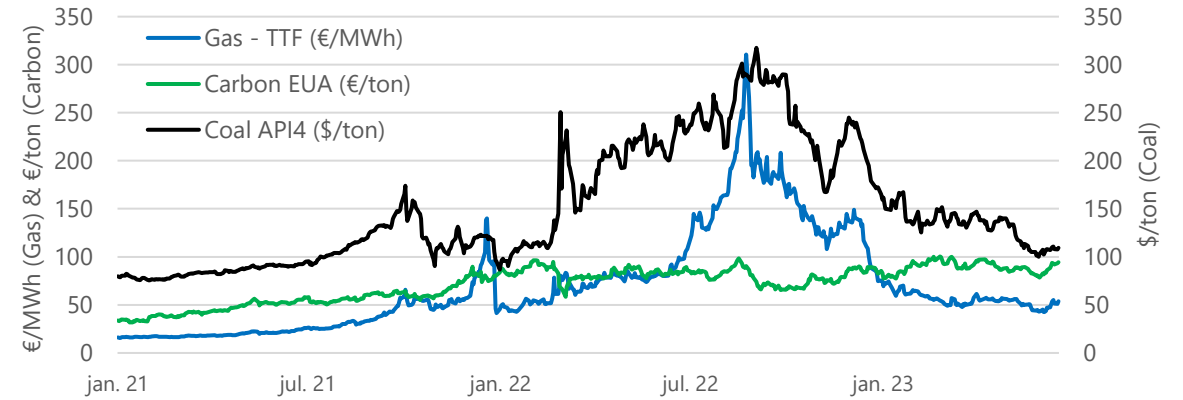
Renewable energy per Q2 2023

Market Backdrop

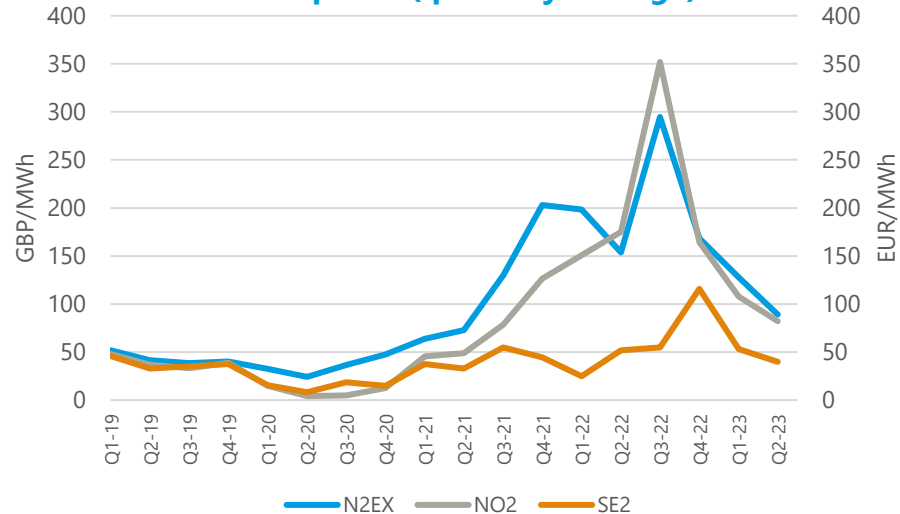
Capacity Factors and Generation



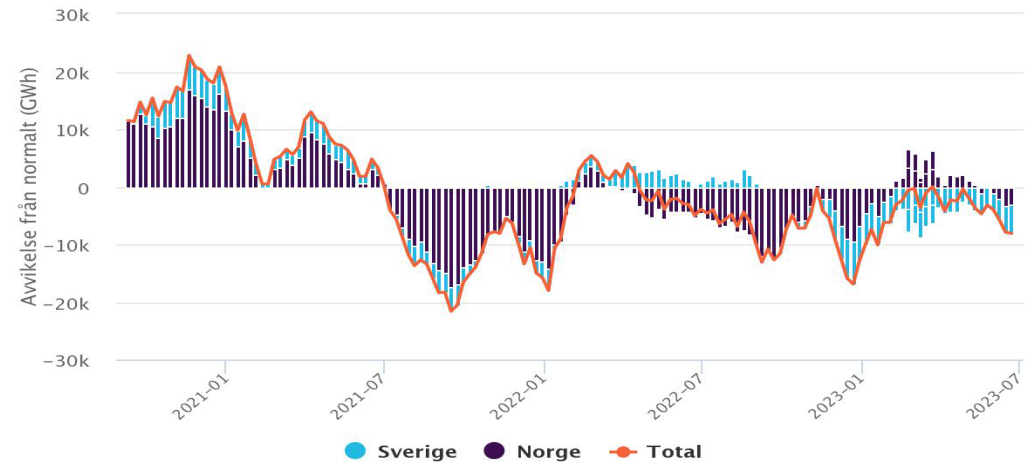
Gas, Carbon & Coal (RHS) – Year ahead



Power prices (quarterly average)



Hydrologic balance in Scandinavia



Fäbodliden II project status Q2

Construction project update



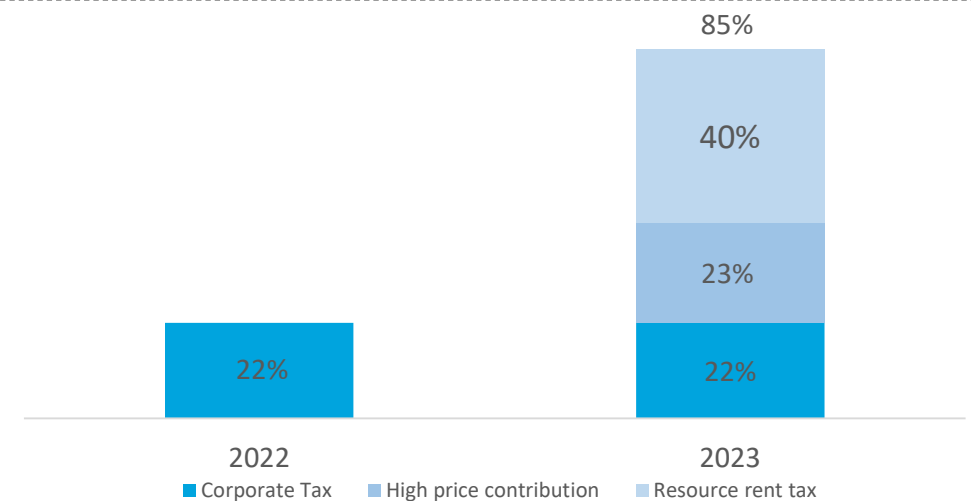
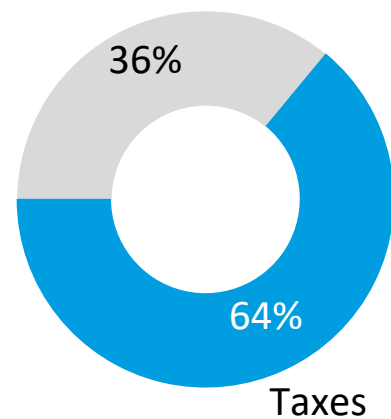
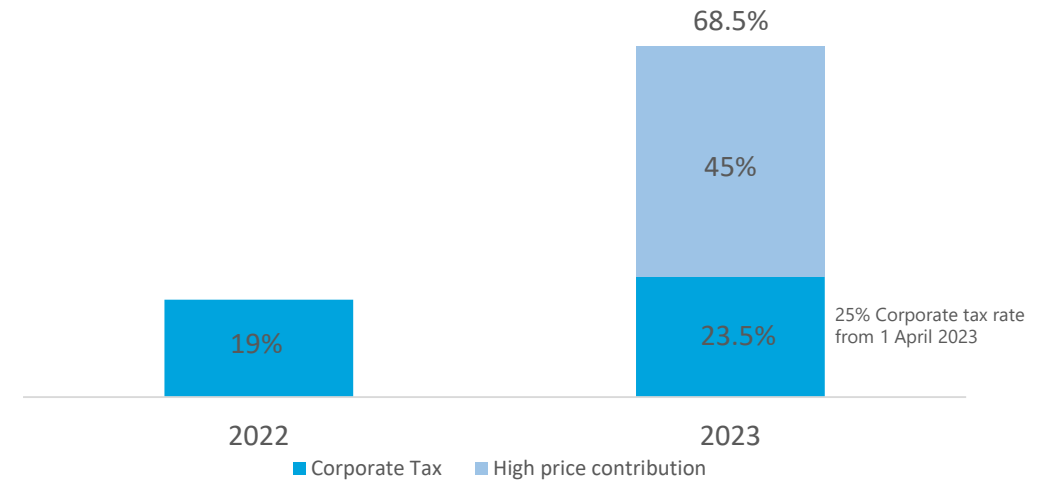
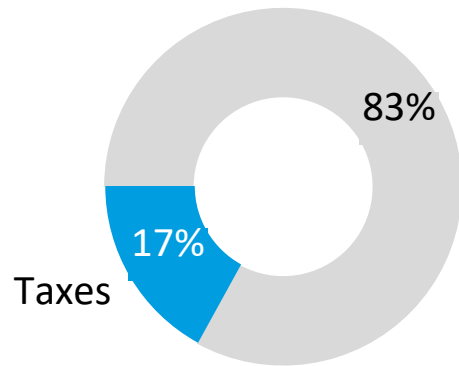
- Cables and fiber nearing completion end Q2 according to plan
- Completed turbine transport dry run from site entrance to foundations
Normal minor trimmings required
- HVO100 (Biodiesel) used in the construction phase
- Roads, crane pads and cabling to be completed medio 2023
- Wind turbine generator (WTG) installation is planned for H2 2023
- Project completion is targeted for Q4 2023





Estimated consequences of proposed tax changes

2023: Estimated tax rate at 100 £/MWh
(100% = net revenues)

Estimated *marginal tax* in case of higher prices
(e.g., 150 £/MWh)



	Official statements	FOR position	Status
 <p>UK</p>	<ul style="list-style-type: none"> The main rate of Corporation Tax will increase to 25% from April 2023 45% levy on extraordinary profits on electricity sold above £75MWh CPI indexation from April 2024. GBP 10 mill. allowance on group level Powers for minimum 5 years 	<ul style="list-style-type: none"> Indexation for price threshold Reflect pre-crisis view of prices in December 2021 (higher than historic) Maximum 3 years Deductible reinvestment allowance 	<ul style="list-style-type: none"> Consultation process concluded The Electricity Generator Levy (EGL) forms part of the Finance (No. 2) Bill 2023 (the Spring Finance Bill) The EGL is due for royal ascent this month and once in force tax can be levied and back dated to Jan 2023
 <p>Norway</p>	<ul style="list-style-type: none"> An <i>effective</i> resource rent tax rate of 40 % for onshore wind (formal resource rent tax rate proposed at 51.3 %). High price contribution at 23 % above 700 NOK/MWh, expected for 2 years. Excise duty increase (from 10 to 20 NOK/MWh) New natural resource tax (13 NOK/MWh) 	<ul style="list-style-type: none"> The resource tax for new onshore wind projects must be made fully cash neutral as with hydro power and oil & gas Resource tax should not be implemented on existing windfarms 	<ul style="list-style-type: none"> The consultation process was concluded on March 15th, 2023. In light of, among other things, responses to the consultation, the Government aims to put forward a Parliamentary Bill for resource rent tax on onshore wind power during the Autumn session in 2023, to take effect for the income year 2024



Fred. Olsen Seawind

Presentation 2Q

Company Overview



25+ year track record in wind development, including offshore wind since 1999



Established market position with around 2.1 GW gross capacity in mature development stage



Long-term partnerships established with leading renewable energy majors



Established market position and developing a further pipeline in new markets

Status and Update in 2Q

Codling: Large scale bottom fixed project in Ireland

- ✓ Codling has won 1300 MW in the CfD auction – ORESS 1
- ✓ The project is on track for consent application in 2023
- ✓ Aim of FID in 2025-2026



Muir Mòhr project: 798 MW floating project in Scotland

- ✓ Project progressing as planned
- ✓ Data collection with Flidar deployed, Geophys and Geotech underway.
- ✓ Project set up for a fast track consent application



Norway projects: Long term leading consortium

- ✓ SNII pre-qualification postponed until 1st of September
- ✓ UN submission date 1st of September
- ✓ Future areas for offshore wind in Norway expected



Codling is one of the largest mature OFW projects in Europe

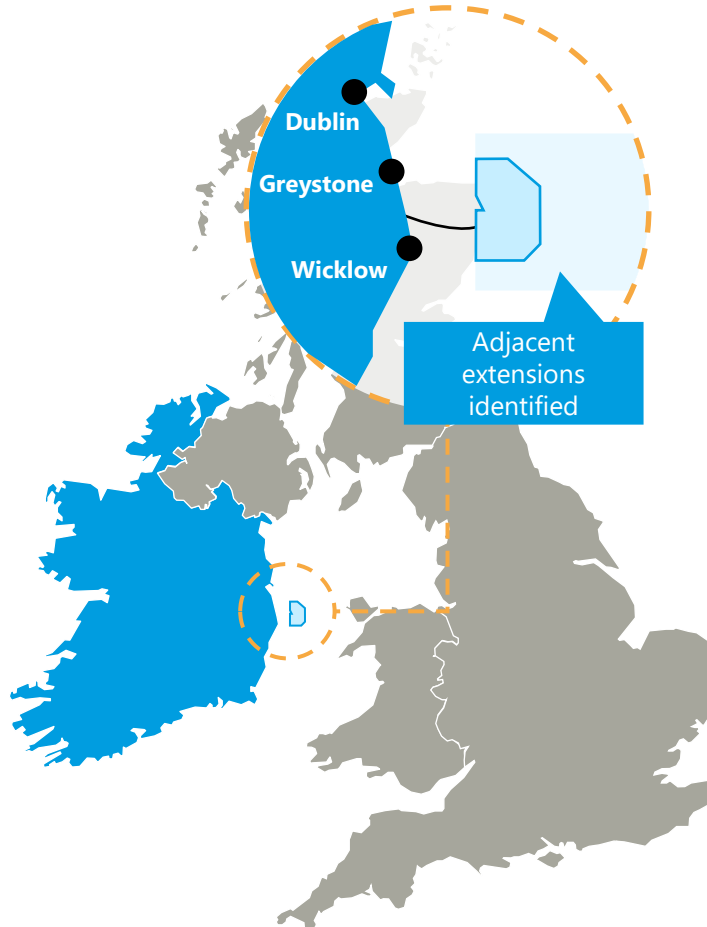
Successful in CfD auction in May 2023 – on track for FID

Codling Wind Park in brief

1.3 GW Gross capacity	#1 Ireland's largest offshore wind project
50+ Dedicated project employees	50/50 JV with EDF Renewables
13 km From shore in only 10-25 meters water depth	2025-2026 Target FID



Competitiveness solidified by location



Successful in recent CFD auction

1.3 GW	Awarded, equal to 43% of total successful volume
20 yrs	CfD period
Inflation protection¹	100% adjustment until FID and 30% through CfD period
€ 86	Average volume weighted price per MWh for <u>all</u> successful bids

1) The CfD contract will be indexed from bid date until the commencement date (FID) based on a formula including consumer index and price index. After FID the ORESS contract price will be indexed with 30% of the consumer price index throughout the contract term



Fred. Olsen 1848

The Brunel floating foundation

Designed for the next generation of wind turbines to unlock the potential of floating wind

Highlights

- Rambøll progressing with Design scope towards TRL7
- Control System development with IFE
- Detailing manufacturing processes with sub-suppliers



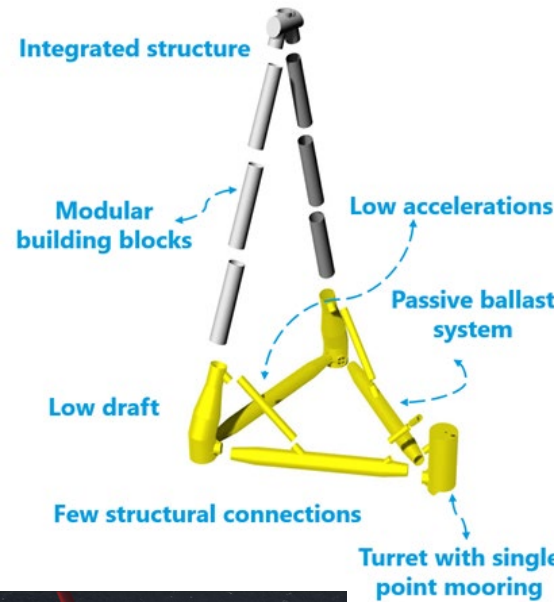
Ongoing work on the cost benefits of Brunel:

- Lower steel cost in fabrication
- Uncovered significant power production benefits of Brunel – further detailing ongoing.



The Brunel Maintenance Solution

The BRUNEL floating foundation in brief



DNV Statement of feasibility

TRL 4

Modular design

Based on steel tubulars

Serial mass production

Suitable for automation

Proven technology

New deployment in floating offshore wind

Cost-efficient O&M solution

Offering offshore component exchange

Easily scalable

For next generation of wind turbines and site specific environment

+15m Hs

Wide range of geographical feasibility

HSEQ Optimized

Fabrication and corrosion protection in a controlled factory environment

The Floating Maintenance Solution

Solving the challenge of major component exchange at a floating wind site

Highlights

- Ongoing FEED study for the solution
 - To detail technical, operational and commercial properties
 - Working together with developers, leading foundations and OEMs

The Floating Maintenance Solution in brief



O&M activities carried out on site

No need to disconnect and tow to port

Operates with same motions as floater

Well-known crane technology

Self powered state-of-the-art crane

No modifications needed on tower or WTG

Well-known lifting operation

Minimal modifications to the floater
Interface adapter

Efficient mobilization
Unmanned quick connection for A-frame and main boom pivot

Agnostic to most semi-submersible foundations

The Floating PV Power Production System BOLETTE

Unlocking the potential for floating near- and offshore solar

Highlights

- Technology launched and well received in the market
- Design and procurement for a 150kW pilot project, to be installed at Herøya Industripark, Norway, this summer

Next steps:

- Design optimization based on lessons learned from pilot project
- Planning of 3 MW unit

Bolette in brief



A pre-tensioned rope mesh allows the PV modules to move freely and independently, while the environmental forces are taken up by the rope mesh and mooring system

Cost-efficient Solution

Utilizing existing technologies

Integrated maintenance solution

Robust Design

Designed to handle high wind and wave loads

Local content

Utilization of existing supply chain allows flexibility in sourcing

Sustainability

All components are tagged and can be recycled

Scalability

Can be tailored to each individual project



Wind Service

 Fred. Olsen Windcarrier

 GLOBAL WIND SERVICE

 UNITED WIND
LOGISTICS



Fred. Olsen Windcarrier

2023 Q2 Update

Key Facts:

Global strategy –
proven track record
in all core markets

World leading 3x
offshore wind
installation vessel fleet

>250 employees

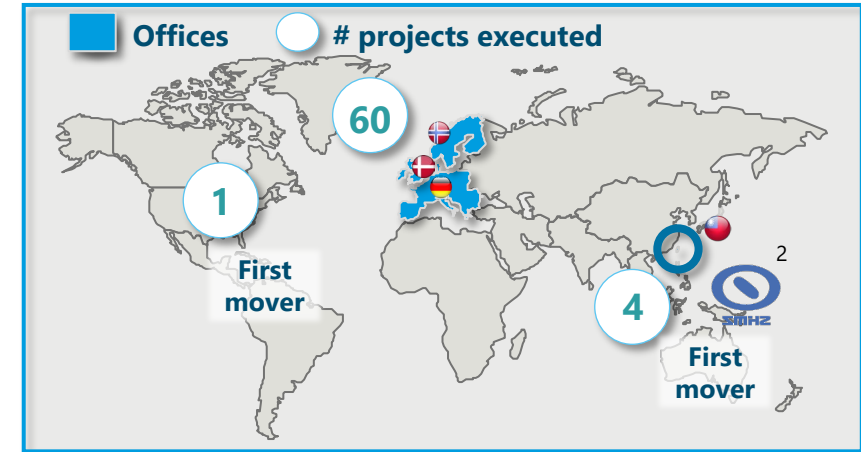
~EUR 552 m
backlog incl.
options

WTGs installed

>883

MW installed

~5850



Activity in last quarter

Bold Tern

Bold Tern completed 17 turbines on Greater Changua in Taiwan
Mobilized and commenced turbine installation on Chang Fang Xidao.

Brave Tern

Brave Tern Mobilized and commenced turbine installation on St. Brieuc project in France

Blue Tern (51% owned)

Blue Tern completed her tenure for jacket pin piles at NNG project in Scotland.
Preparing for turbine installation campaign on same project.

1) Excluding China
2) MOU in place with Shimizu Corporation in Japan

ANOTHER QUARTER WITH SOLID OPERATIONS:

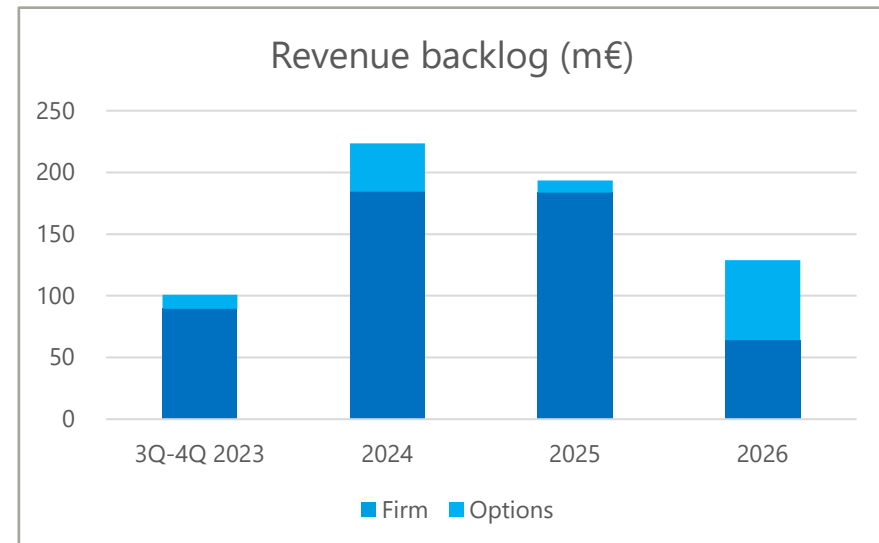
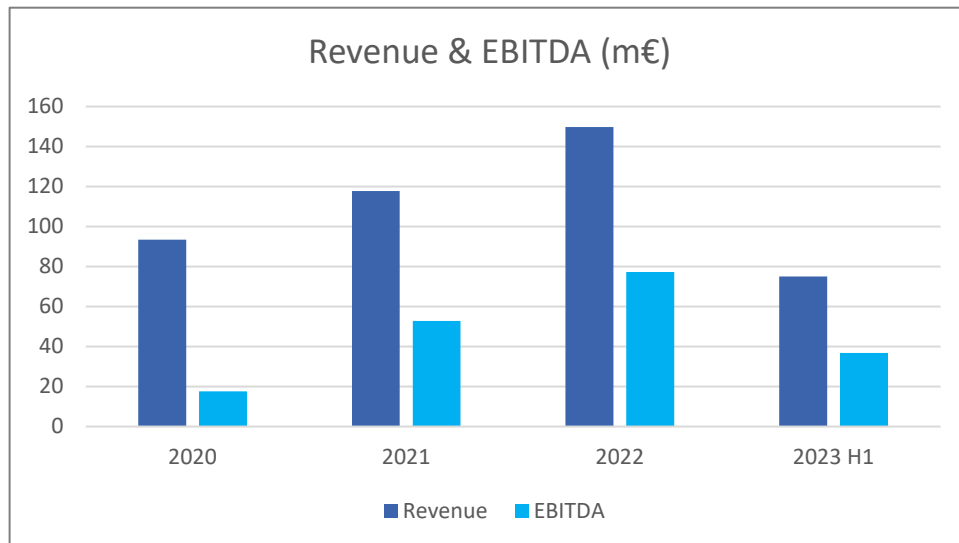
Delivering solid execution and slight increase in backlog

Results:

- Solid contract coverage and performance in the quarter.
- All vessels have mobilized to and initiated new contracts in the quarter
- Fred. Olsen Windcarrier generated revenue of EUR 39,1 million and EBITDA of EUR 19,8million

Backlog:

- Development in backlog, 552m€ (Q1: 522m€)
 - Completed work on ongoing projects
 - Additional firm period and options as a result of existing contract mechanisms
 - Additional reimbursable scope linked to previously announced contract with significant subcontractor content.
- Significant tender activity; continue to see market tightening and early engagement from clients to secure capacity. Also in terms of long term contracts in both T&I and O&M market



Note: Approximately 30% of revenue backlog is subject to indexation



Cruise

Cruise

Events in the quarter

- Borealis, Bolette and Balmoral operated
 - Braemar in lay-up
- Occupancy of 69% up from 58%
- Net ticket income of GBP 191 per diem up from GBP 189
- Number of cruise days was 271 compared to 242 in 2Q 2022
- Improved booking numbers for 2023 and 2024



Highlights 2Q 2023


Bonheur ASA Group of companies

Figures in paranthesis (2Q22)




Renewable Energy

- EBITDA NOK 277 mill. (NOK 502 mill.)
- High power prices, but lower than last year and the previous quarter
- Generation 32% lower than P50 forecast and 26% lower than 2Q 22
- Codling Wind Park was awarded a 20-year CfD for 1 300 MW capacity



Wind Service

- EBITDA NOK 320 mill. (NOK 106 mill.)
- Backlog of EUR 552 million
- The Tern vessels had 98,6% utilization
- GWS had a normal operational quarter



Cruise

- EBITDA NOK 132 mill. (NOK -42 mill.)
- Cruising with three ships
- Occupancy of 69% (58%)
- Net ticket income per passenger day of GBP 191 (GBP 189)
- Reduced bunker cost of GBP 5 mill vs. same quarter last year
- Improved demand for cruises in 2023 and 2024



Other Investments

- EBITDA NOK -3 mill. (NOK -4 mill.)
- EBITDA for NHST NOK 23 mill. (NOK 23 mill.)
- Fred. Olsen 1848, progressing several technologies and innovations within floating wind and floating solar in the quarter
- Fred. Olsen Investments, undertaken smaller investments within renewable energy related companies

Consolidated:

- Operating revenues were NOK 2 833 million (NOK 2 386 million)
- EBITDA was NOK 727 million (NOK 562 million)
- EBIT was NOK 458 million (NOK 334 million)
- Net result after tax was NOK 554 million (NOK 161 million)

Parent company:

- Equity ratio of 75.6% (71.8%)
- Cash in parent company NOK 2 342 million (NOK 1 317 million)